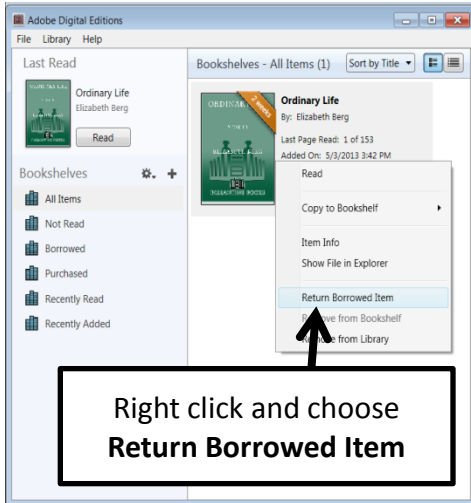


Return your Nook eBook before the due date

On your computer,
launch Adobe Digital Editions
(No need to connect your device)

In the Library View:

1. Right click your mouse while hovering over the book.
(or control-click for Mac)
2. Select **Return Borrowed Item**.



3. Delete the title on your device

Spirit Lake Public Library

702 16th Street
Spirit Lake, Iowa 51360

<http://slpublib.weebly.com/>

Library Hours

Monday-Thursday 10:00 AM-
7:00 PM
Friday 10:00 AM-5:00 PM
Saturday 10:00 AM-3:00PM

Phone Number

712-336-2667

eBook borrowing

3 titles per Person
Borrow for up to 14 days
No overdue fees

Borrow
Library eBooks
For

Nook

and other ePub readers



**Spirit Lake Public
Library**
OverDrive
eBook & audiobook
download
service



Download Digital Editions

Visit www.adobe.com, search for **Digital Editions**, then click **Download**.

Follow the installation instructions.
(You will also need to authorize with a free Adobe account)

1. Visit the Library eBook Catalog:
bridges.lib.overdrive.com

2. Click the Sign In button and select your library.

Sign In

To sign in, please type your library's name and select it from the list.

Remember my login information on this device.

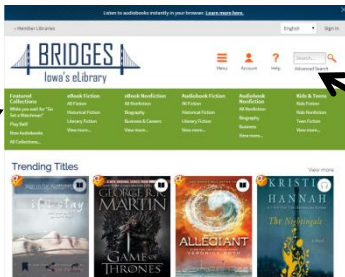


3. Enter your entire Library Card number then click **Login**

Please enter your library patron number:

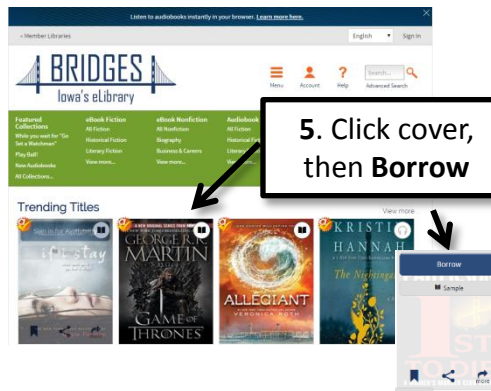
Login

4. Search or browse for a title




Available

Checked out



5. Click cover, then **Borrow**

(If you see **Place a Hold**, the item is already checked out. Enter your email and you will be notified when it is available.)



6. Click **Account** to go to the Bookshelf


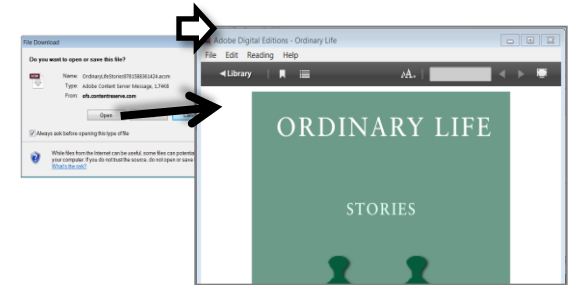


7. Click **Download**

8. Check **ePub** then click **Confirm & Download**

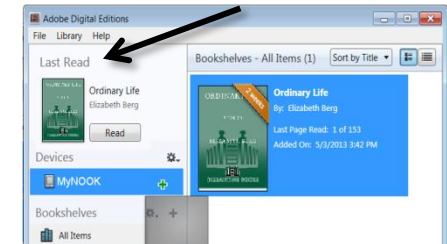


9. A file will download to your computer, find and click the eBook and the book will open in Digital Editions. Click **Library** in top left corner.



Connect your device to a computer with its USB cord.

10. Click and drag the title over your eReader's name and when you see the green plus, drop the eBook to send to your device.



On your device

For Simple Nook: look for the borrowed eBook in "Library" then "My Files". For some versions of the Nook "Digital Editions."